



GATOR DUST BOND

We Made It Stronger!

Polymeric Stone Dust
For Stone Joints 1/2" to 6" wide

15 YEAR
LIMITED WARRANTY

DESCRIPTION

Gator Dust Bond is a unique mixture of polymer binders and calibrated stone available in Sahara Beige, Stone Grey. Once **Gator Dust Bond** sets, it becomes very firm and locks between the wetcast or natural stone joints while still retaining flexibility and providing a long lasting, durable jointing material. **Gator Dust Bond** is recommended for a variety of uses including pool decks, patios, footpaths, and any other pedestrian applications.

FEATURES

- XTRA Bonding
- XTRA Strength
- XTRA Durability
- Product works at above 59 F (15 C)
- Drainage applications, **rain safe 24 hours** after water activation
- Compatible with all types of wetcast and natural stones
- **Gator Dust** is ideal for joints that are a minimum of 1/2" (1.25 cm) to a maximum of 6" (15 cm) wide
- Does not haze wetcast or natural stones
- For pedestrian and residential use
- Waterproof bags: Lay bag flat on its back, so front of the bag is facing you.

IDEAL FOR




- Patios
- Walkways
- Pool decks

DO NOT USE WHEN STONES ARE INSTALLED OVER A CONCRETE SLAB. DO NOT USE FOR VEHICULAR TRAFFIC.

2 BEAUTIFUL COLORS TO CHOOSE FROM



HELPS PREVENT

-  Helps prevent weed sprouting.
-  Helps prevent damages caused by insects.
-  Helps prevent erosion due to climatic conditions, such as wind, rain and freezing temperatures.

GATOR DUST INSTALLATION

FOR WETCAST & NATURAL STONES

PREPARATION INFORMATION (IMPORTANT NOTES)

- A. **Gator Dust** must be installed above 59°F (15°C).
- B. **Gator Dust** can only be installed if rain is not forecasted in the next 24 hours.
- C. Wetcast & natural stone sides and top surfaces must be completely dry. Do not apply if the stone surface is damp or wet. The damp or wet surface will cause **Gator Dust** to prematurely activate and will lead to the polymers sticking on the stone surface.
- D. Do not apply if the tile stone joints are damp or wet. This will prevent the **Gator Dust** from properly sliding into the joints and obtaining very densely packed joints, which is critical to the products performance.
- E. Minimize or avoid walking on the stones for 24 hours after the installation of **Gator Dust**.
- F. If **Gator Dust** is left lying on the stone surface for a long duration, moisture can form and will activate the **Gator Dust** on the stone surface, staining may occur.
- G. Do not use **Gator Dust** when the stones are installed over a concrete base. **Gator Dust** is designed to function on a drainage base system (see diagram 1 below). A concrete base inhibits drainage, thus the trapped water will negatively impact the product's performance.
- H. Individual bags must be kept in dry storage.



Step 1

Install the wetcast or natural stones on a maximum 1" (2.5cm) bedding sand. Make sure that there is at least 6" (15cm) of compacted crushed stone under the bedding sand. See diagram 1 above.



Step 2

Make sure the wetcast or natural stone's top surfaces are dry.

FOR NATURAL STONES: Using a hard-bristle broom, sweep **Gator Dust** in between the full depth of the natural stone joints.

FOR WETCAST STONES: Using a scoop, carefully pour **Gator Dust** in between the full depth of the joints and avoid getting any **Gator Dust** on the wetcast stone surface.



Step 3

Hit the wetcast or natural stones with a rubber mallet; this will make the **Gator Dust** settle firmly into the joints by removing any air pockets. Repeat step 2 and this step 3 at least two more times.



Step 4

Using a soft, fine-bristle broom, sweep all excess **Gator Dust** off stone surfaces. Ensure that **Gator Dust** lies at least 1/8 inch(3mm) below the top wetcast or natural stones.



Step 5

Using a leaf blower, blow all **Gator Dust** residues off wetcast or natural stone surfaces.

WATER ACTIVATION (IMPORTANT NOTES)

- A. Work in manageable sections, ideally about 100 sq. ft. at a time, depending on temperature.
- B. Do not allow **Gator Dust** to wash out of joint.
- C. Never allow paved surface to dry out during the water activation phase.
- D. Watering must be started at the lowest point of the paved surface.
- E. Use a watering gun connected to a hose. Setting should be set to shower.



Step 6

Shower a specific 50 sq. ft. area for 90 seconds.



Step 7
 Continue to do the rest of the area at 50 sq. ft. area for 90 seconds.



Step 8
 When the entire surface is done, rinse off any GATOR DUST residue off the surface.



Step 9
 Use a leaf blower to remove any excess water remaining on the wetcast or natural stones pores and crevices. This blowing action is necessary to help remove any remaining Gator Dust residue left on wetcast or natural stones surfaces from the previous steps.

IMPORTANT: The water used in step 6 will activate a bonding action as well as condensing GATOR DUST in the joints. Too much water will undo the dense compaction obtained during step 3 and reduce the final performance of GATOR DUST.

PLEASE NOTE: GATOR DUST becomes very firm but will detach from wetcast or natural stones if the crushed stone base has excessive movement. It will also detach from the wetcast or natural stones if the wetcast or natural stones are oscillating back and forth due to improper installation. By following GATOR DUST installation instructions carefully, you will obtain a very hard jointing material. It should be noted that GATOR DUST will continue to harden over time. Avoid excessive watering or flooding of wetcast or natural stone areas. When installing wetcast or natural stones around an underground pool, a slope of 1/8 inch (3mm) per linear foot away from the pool is mandatory. All wetcast or natural stone surfaces must have a drainage slope for the GATOR DUST to work at its optimum. For the pool coping blocks, it is mandatory to use mortar in the joints. For the rest of the wetcast or natural stones installation around the pool, you can use GATOR DUST. Do not sweep GATOR DUST over asphalt.

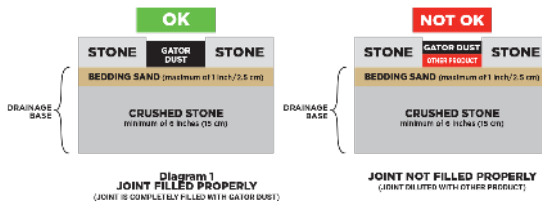
COVERAGE

The quantity required depends on the shape and size of the wetcast or natural stones as well as the width of the joints. One bag of 50 lbs (22.7 kg) of this product will cover between 20 to 30 square feet (1.86 to 2.79 m²) if the joints are about 1" to 2" (2.54 to 5.08 cm) wide and the stones are about 2" to 2-1/2" (5.08 cm to 6.35 cm) thick.

PACKAGING

PRODUCTS	RETAIL SIZE	UNITS PER PALLET
Gator Dust Bond – Sahara Beige	22.7 kg (50 lbs)	56
Gator Dust Bond – Stone Grey	22.7 kg (50 lbs)	56

Plastic bags
 Intact pallets can be stored outside
 Waterproof bags: Lay bag flat on its back, so front of the bag is facing you.



FOR USE ON AND REQUIRED SUB-SURFACE PREPARATION

Gator Dust is recommended for a variety of uses, including patios, walkways and pool decks. The wetcast or natural stones must be installed on a drainage base system: maximum of 1" (2.5 cm) of bedding sand, plus a minimum of 6" (15 cm) of crushed stone compacted at 98% Proctor density. (See diagram on left.)

15-YEAR LIMITED WARRANTY (RESIDENTIAL)

Please note that this limited warranty applies only when the product is used for residential purposes exclusively. (Home owners or contractors using the product for single or multi-unit dwellings that are exclusively for residential use.) The manufacturer cannot guarantee results, as it has no control over surface and sub-surface preparation and product application. (Proper installation of borders in accordance with above specified method for applying product.) Also warranted when used with Gator Base. However, for a period of 15 years from purchase, the manufacturer agrees that, if the product is proven to be defective, and on the condition that it was installed pursuant to the method of application of surface and sub-surface preparation described above, then the manufacturer agrees to refund the purchase price. Proof of purchase is required for any claim.

15 YEAR
LIMITED WARRANTY

EXCLUSION OF RESPONSIBILITY

THE PARTIES AGREE THAT REFUND OF THE PURCHASE PRICE AS STATED IS THE ONLY OBLIGATION OF THE MANUFACTURER. IN ALL EVENTS, THE MANUFACTURER SHALL NOT BE LIABLE FOR ANY OTHER DAMAGES OR COSTS (INCLUDING REMOVAL OR REINSTALLATION OF SAND OR STONES) WHATSOEVER, DIRECT OR CONSEQUENTIAL. TO THE EXTENT PERMITTED BY LAW, THE MANUFACTURER EXCLUDES ANY IMPLIED WARRANTY OF QUALITY, MERCHANTABILITY OR FITNESS FOR PURPOSE.

Alliance Designer Products inc. excludes any responsibility whatsoever for the presence of moss, mold, mildew, or similar factors that may occur on the product after its installation. The presence of moss, mold or mildew is caused by the particular on-site conditions, including excess moisture shade, absence of ventilation, inadequate cleaning or maintenance, presence of soil or other organic debris left on the product after installation.

1 YEAR LIMITED WARRANTY (COMMERCIAL)

Please note that when the product is used for other purposes (Mixed-use, commercial, institutional or other), the above terms apply except that the applicable period is reduced to 1 year from purchase.

Alliance Gator excludes any responsibility for use of any Gator Polymeric Stone Dust for any installation not installed to manufacturer's specifications.